

Quartet Smarter, Not Harder

Presented by
Ashley Wright

Speed of Sound

Objective

To provide you with the tools necessary for selecting and customizing an arrangement to fit your quartet...

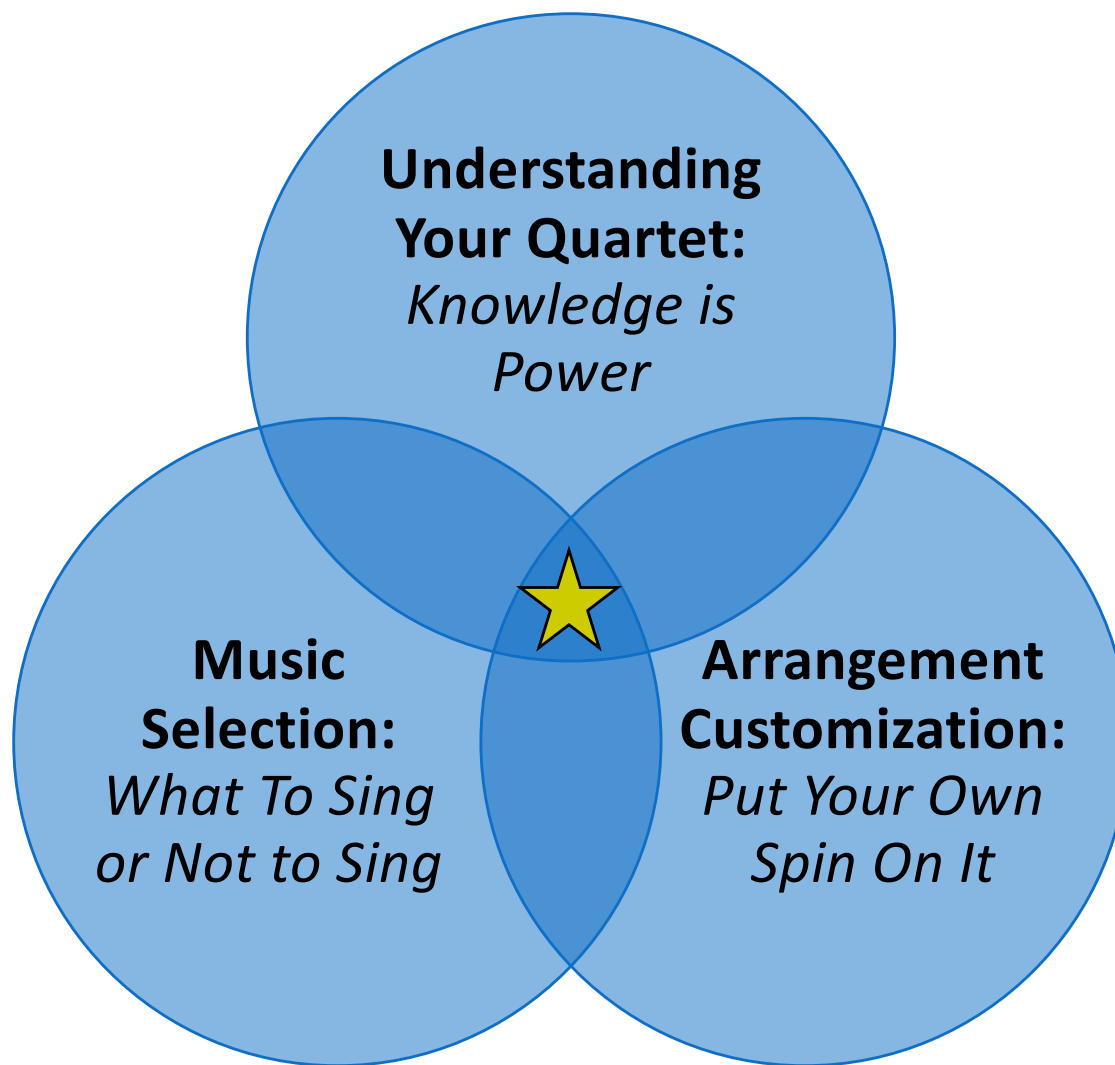


...versus your quartet to an arrangement.



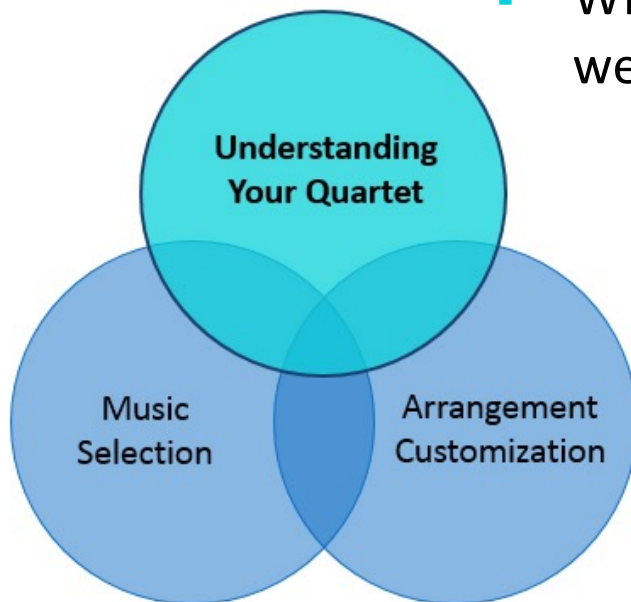
Speed of Sound

Agenda



Understanding Your Quartet: *Knowledge is Power*

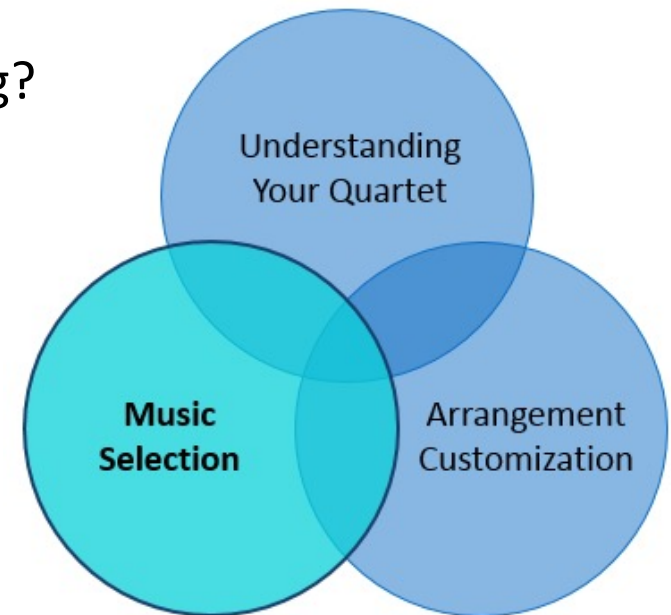
- Quartet “Brand”
 - What type of message does your quartet want to convey?
- Song Style Preferences
 - What style of music does each individual prefer to sing?
- Vocal Attributes
 - What are the ranges, register breaks, strengths and weaknesses of each quartet member?



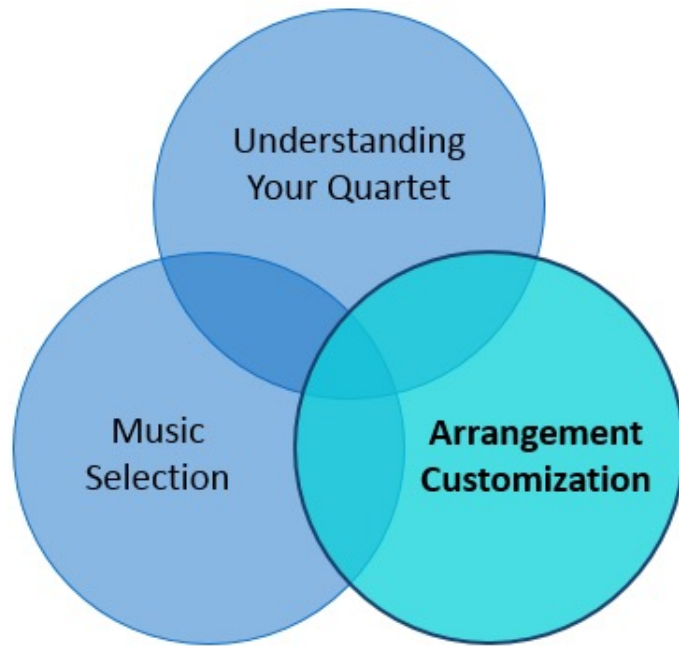
Music Selection: *What To Sing or Not To Sing*

- Filter the music selections by the following:
 - The quartet’s “brand”, preferences, and capabilities.
 - The type of arrangement(s) your quartet needs within your repertoire list.
 - Can the Lead “sell” the message of the song?
 - Sing a sample of the song, if possible.

IMPORTANT: Before excluding a song, ask yourself if the arrangement can be modified to fit your quartet.



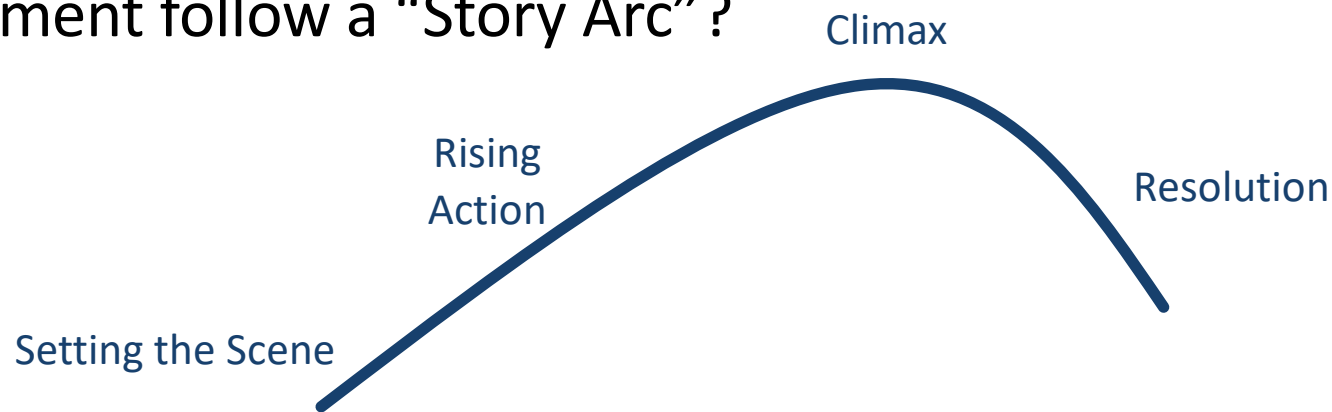
Arrangement Customization: *Put Your Own Spin On It*



- Arrangement Framework
- Musical Interpretation
- The Special Effects

Arrangement Framework

- Make sure the arrangement is solid. (*Especially important for contest!*)
- Review the Intro, Bridge and Tag – *Does it match the general “flavor” of the song?*
- Are there any aspects of the arrangement that stick out to your ear?
- Does the arrangement follow a “Story Arc”?



Speed of Sound

Musical Interpretation



- What is it?
 - It's the interpretation (or interp.) of a song, typically driven by the Lead.
- However, do you REALLY know what it encompasses?
 - Artistry (a.k.a. originality)!
 - The “heart” of the song.
- How do I do that? Here are some Speed of Sound tips:
 - Use word-painting, whenever possible.
 - Leads – Sell the song like it's your own solo.

Musical Interpretation (cont.)

- Leads – Reference the various interp., as sung by other artists. Then stop listening and build your own.
- Leads – Record and review your interp. *Ask yourself, “Would I enjoy listening to this song as an audience member?”*
- Quartet – Record and review your interp. *Ask yourself, “Would I enjoy listening to this song as an audience member?”*
- **Most Important Lead Tip:** Let the passion for the song’s message shine through your part. The quartet will feed into that passion.

The Special Effects

- What is it?
 - It's the "X factor" (or "HSF") aspects of an arrangement that keep the audience from "changing the channel".
 - SOS Secret: Sometimes it's camouflaged assistance.
- Examples:
 - Dynamics
 - Key change(s)
 - Chord swipes
 - Tempo/Rhythm Changes
 - Phrase or Breath Changes



Now, let's apply this to a real arrangement!

- Remember, we're analyzing the following:
 - Arrangement Framework – *Story Arc*
 - Musical Interpretation – *Artistry*
 - The Special Effects – *Don't let the audience change the channel!*

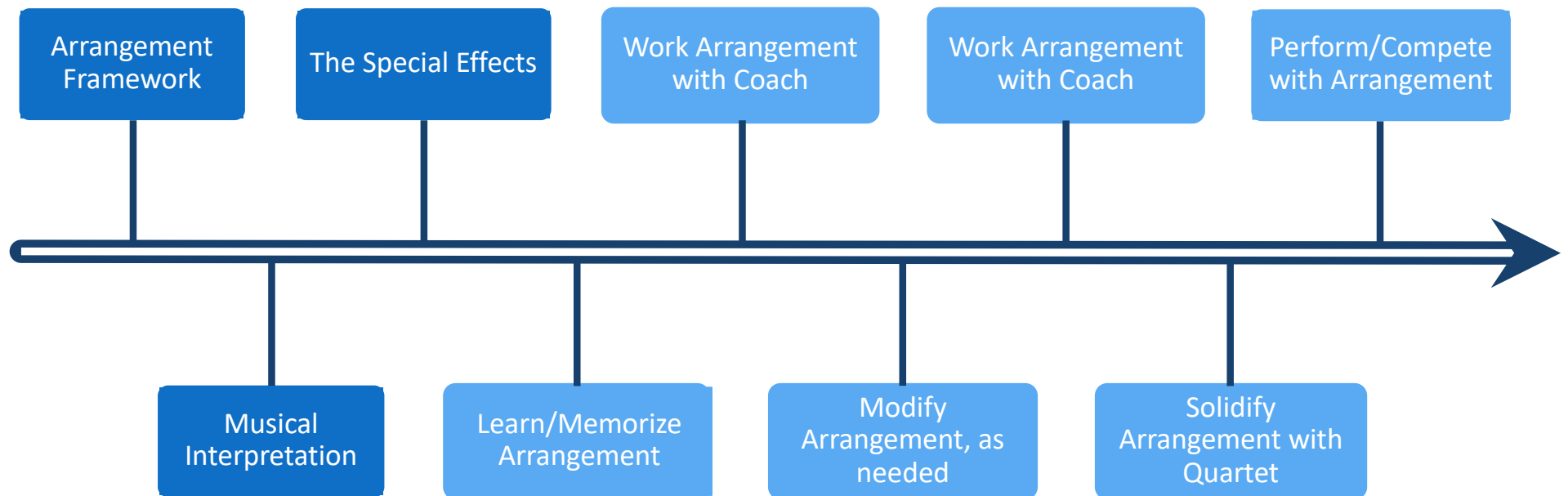
Case Study: *Review and Discussion*

- Challenge
- Solutions Offered
- Impact Created

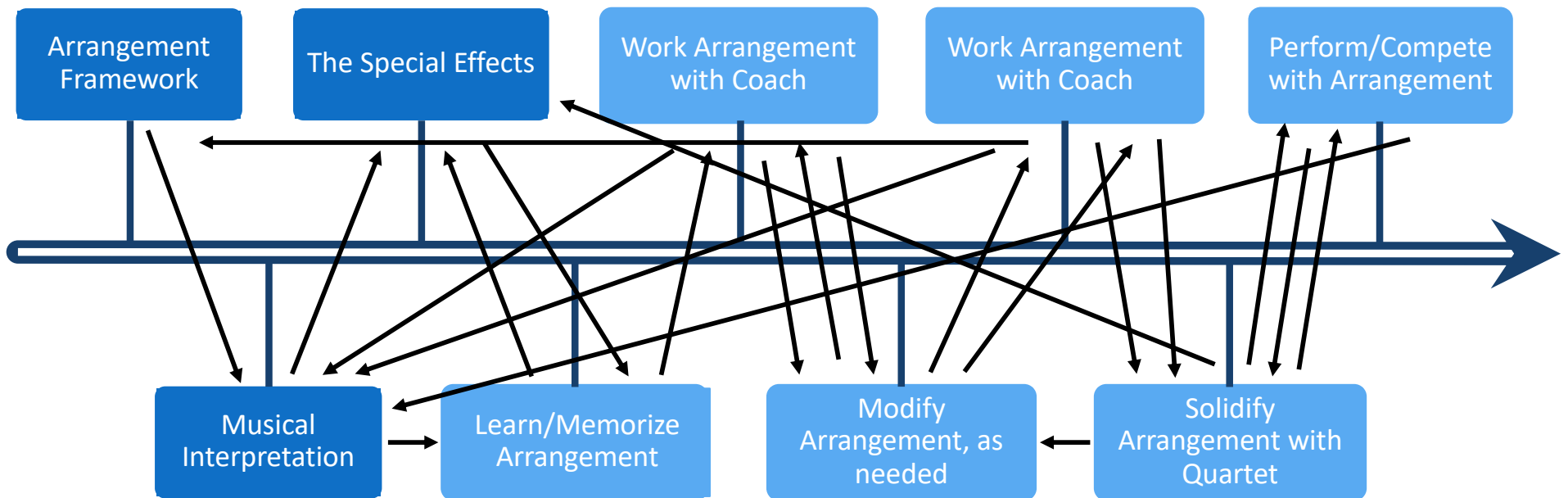



~ Case Study Slides ~

Arrangement Timeline: Ideal Next Steps



Arrangement Timeline: Actual Next Steps





*In the end, be patient.
Each song is a work of art.
Nothing happens overnight.
So enjoy the musical journey!*



Discussion and Questions



Thank You!

AshleyRWright@gmail.com

Speed of Sound